



Community Survey on Gazex

Results Overview and Next Steps
Jennifer Merchant, Deputy County Executive Officer
Gazex Advisory Group
Nov. 4, 2019

Agenda Overview

- 1) Survey results- themes
- 2) Actions by key theme
 - Visual
 - Noise
 - Vibration
 - Safety
- 3) Other feedback
- 4) Next steps



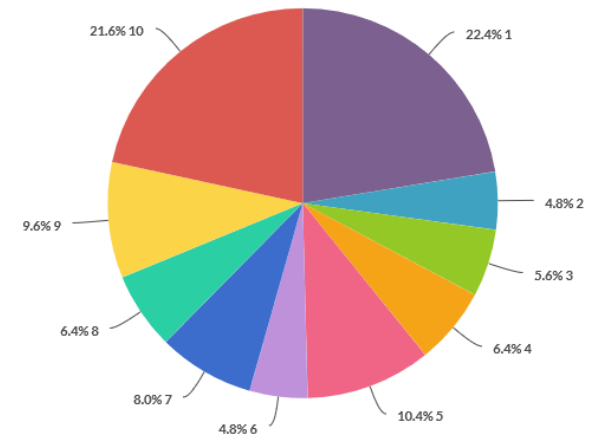
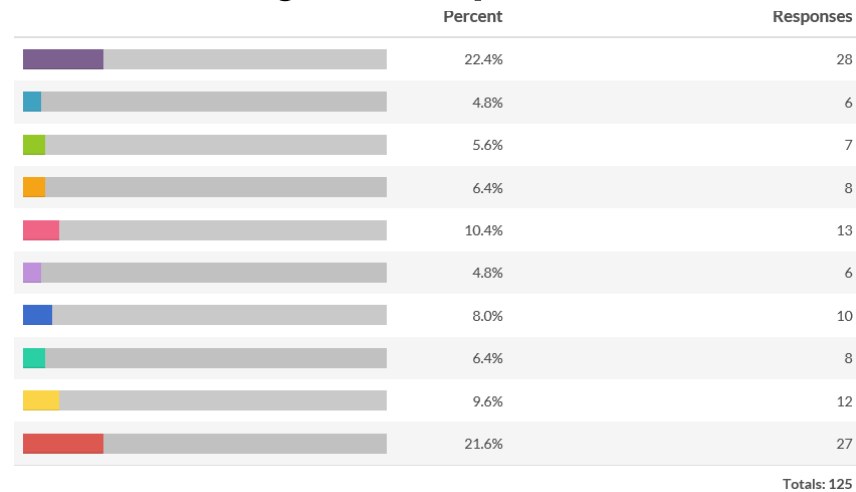
Survey Themes Identified

- Study receiver locations and methodology
- Timing of notifications
- Timing of use
- Improved avalanche safety
- Visual impact
- Permitting
- Structural impacts of vibration
- Personal impacts of noise
- Alternate solutions

Visual Impacts

Study Finding: N/A

Community Perception:



Potential actions:

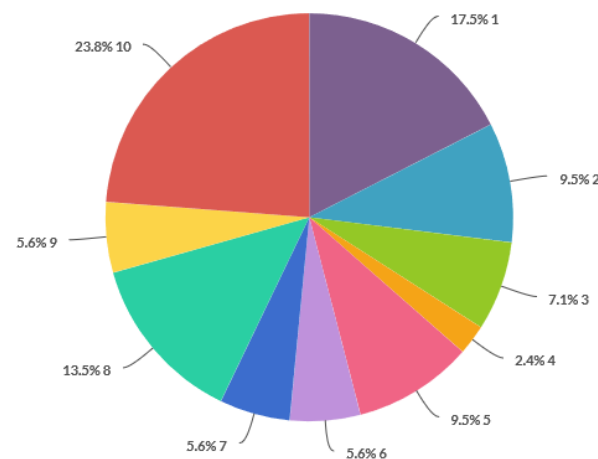
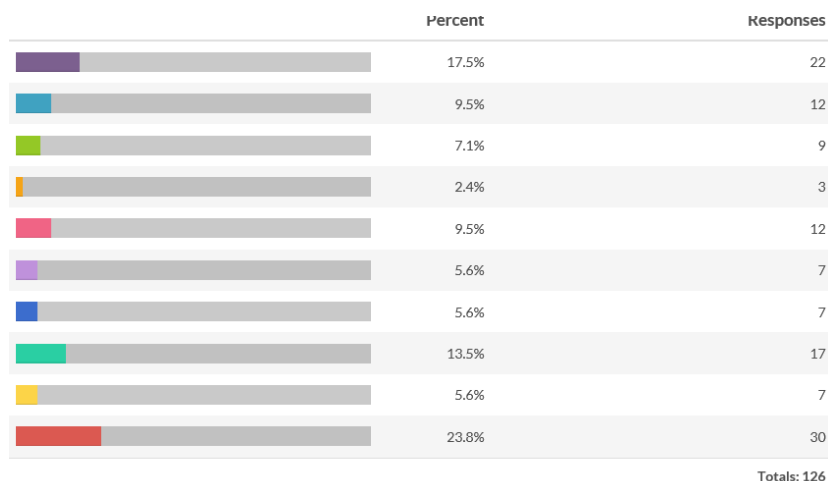
- Paint
- Other- camouflage (nets?)



Noise

Study Finding: Measured sound levels were below levels considered harmful to hearing by OSHA

Community Perception:



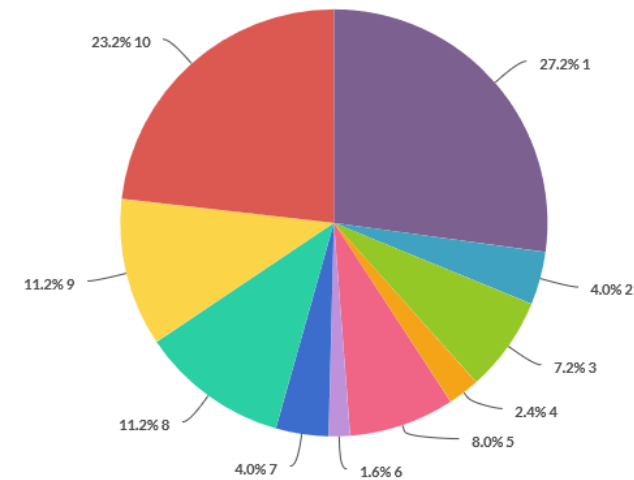
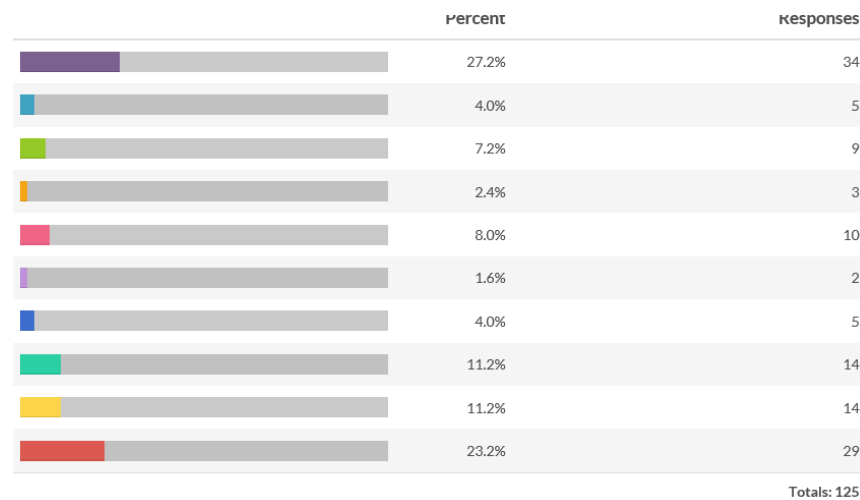
Actions:

- Continue to seek ways to adjust system, i.e. fill rate, sequential use, others
- Amend contract re: evening operations
- Implement notification protocol

Vibration

Study Finding: Measured vibration levels were below levels which could potentially damage structures

Community Perception:



Actions:

- Continue to seek ways to adjust system, i.e. fill rate, sequential use
- Clarify SV/AM contract re: evening ops
- Implement notification protocol



Safety

Community Perception: Safety a key theme in survey responses

Actions:

- “Traditional” avalanche methods no longer considered viable
- Continue Gazex operations
- Ongoing operational improvements

Avalanche Data: Comparative Results Pre/Post Gazex

	Winter 2016-2017 Pre	Winter 2018-2019 Post
Snow Totals	552 inches	536 inches
AC Mission Duration	115 minutes	32 minutes
Road Debris Closure Average	223 minutes	70 minutes
Individual Explosions	549 charges	132 charges

Notification Protocol



Squaw Valley Alpine Meadows will notify you when the Gazex avalanche control system will be used for avalanche control work on Alpine Meadows Road.

Sign up for Alpine Meadows Avalanche Control Notifications

1. Register for Placer-Alert, Placer County's mass notification system
2. Contact Placer County Office of Emergency Services (OES) and asked to be added to the Alpine Meadows Avalanche Control Notification list
 - PlacerOES@placer.ca.gov or 530-886-5300
 - Provide your name and phone number associated with your Placer-Alert account
3. OES will contact you with confirmation that you were added to the list
4. If at any point you wish to "opt-out" of the alerts, please contact Placer County OES

Avalanche control notifications you may receive:

email text message phone call

1. Avalanche control work on Alpine Meadows Road; Gazex use tomorrow is possible.
2. Avalanche control work on Alpine Meadows Road; Gazex use within two hours, Alpine Meadows Road closure is imminent.
3. Avalanche control work on Alpine Meadows Road; Gazex use is possible today, at any time.
4. Avalanche control work on Alpine Meadows Road; Gazex use is complete, Alpine Meadows Road is now open.

How to Register for Placer-Alert

1. Visit www.Placer-Alert.org.
2. Click [Sign up](#) to enter your user profile information, then click [Create Your Account](#).
3. **My Profile**
 - Verify your first and last name.
 - Enter the phone numbers or email addresses for alerts. *You do not have to enter something in every box. For example, if you only have one cell phone then you would put that number in the Primary Cell Phone field and leave the Secondary Cell Phone field blank.*
 - Click [Save & Continue](#).
4. **My Location**
 - You are able to enter alert requests for up to five separate locations (home, work, school, parent's house, etc.).
 - After each entry, you must click [Verify this Address](#) so the system can geo-locate the address.
 - Confirm the location on the map is correct, then click [This is my Location](#) to proceed.
 - Click [Save & Continue](#).
5. **My Subscriptions**
 - Emergency Alerts are included by default. To receive additional notifications, review the subscription lists and check the appropriate boxes.
 - Click [Save & Continue](#).
6. **Review**
 - Review your information for accuracy.
 - You can send a test notification to your contact methods
 - Check the "I'm not a robot" box, then click [Finish](#).





Additional Feedback

- Evening/Nighttime Gazex deployment – only when determined necessary. Squaw (contractor) will take necessary steps for securing emergency agency lead before deployed (as they did last year). Contract between Squaw and County will be updated to clearly articulate process to be followed.
- Environmental review of 8 Gazex units – determined exempt based on use in other resort areas and improved safety. Because of known community concerns, future proposed units to include public comment.
- Additional studies/monitoring – not being recommended at this time– below OSHA or other applicable standards. One purpose of notification system is to allow reasonable time to vacate area prior to Gazex deployment.
- Non-personnel control methods – open to discussion about future alternatives, financed by local community.



Next Steps

- Discussion on Outreach:
 - Review Winter 2019 operations
 - Review Noise and Vibration report findings
 - Review safety impacts
 - Operational improvements and protocols
 - Notifications protocols
 - Continuous feedback loop/improvement



Discussion/Wrap-Up

